


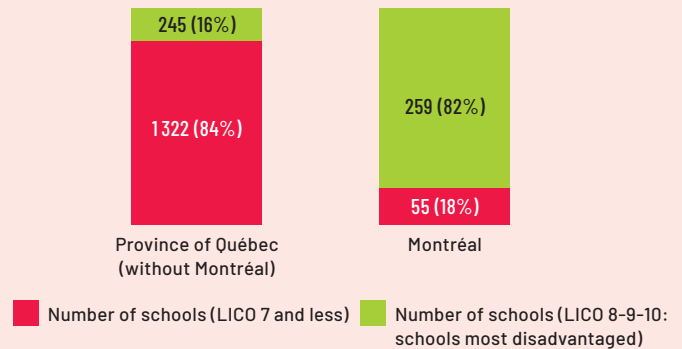
## STATISTICS 2023-2024

### BREAKDOWN OF PUBLIC ELEMENTARY SCHOOLS IN QUÉBEC ACCORDING TO THEIR SOCIOECONOMIC ENVIRONMENT INDEX (SEI) SCHOOL YEAR 2023-2024



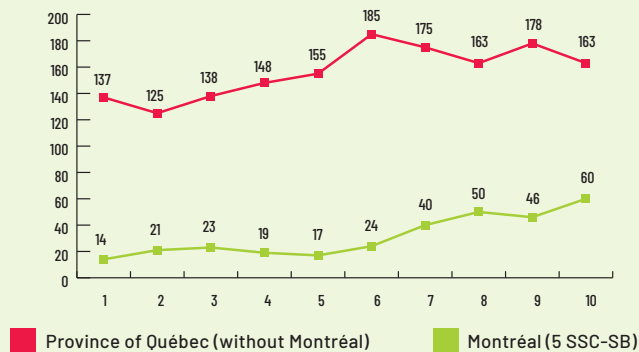
Source: MEQ, SNI, DGVI, DIS, Indices défavorisation 2023-2024, Système Charlemagne, Bilan 2 du 26 janvier 2024.

### BREAKDOWN OF PUBLIC ELEMENTARY SCHOOLS IN QUÉBEC ACCORDING TO THEIR LOW INCOME CUT-OFF INDEX (LICO) SCHOOL YEAR 2023-2024



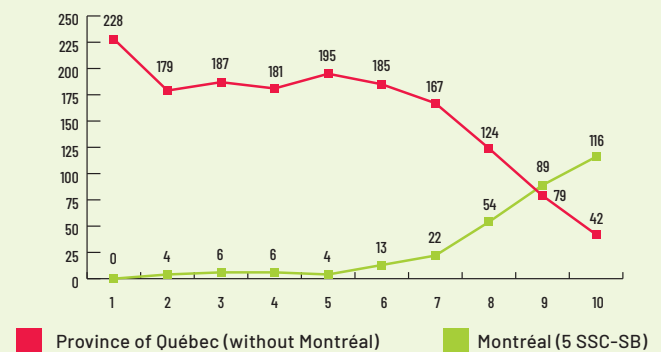
Source: MEQ, SNI, DGVI, DIS, Indices défavorisation 2023-2024, Système Charlemagne, Bilan 2 du 26 janvier 2024.

### BREAKDOWN OF PUBLIC ELEMENTARY SCHOOLS IN QUÉBEC ACCORDING TO THEIR SOCIOECONOMIC ENVIRONMENT INDEX (SEI) RANKING SCHOOL YEAR 2023-2024



Source: MEQ, SNI, DGVI, DIS, Indices défavorisation 2023-2024, Système Charlemagne, Bilan 2 du 26 janvier 2024.

### BREAKDOWN OF PUBLIC ELEMENTARY SCHOOLS IN QUÉBEC ACCORDING TO THEIR LOW INCOME CUT-OFF INDEX (LICO) RANKING SCHOOL YEAR 2023-2024



Source: MEQ, SNI, DGVI, DIS, Indices défavorisation 2023-2024, Système Charlemagne, Bilan 2 du 26 janvier 2024.

### RATE OF ACADEMIC DELAY FROM ELEMENTARY CYCLE 2, YEAR 2 BY DECILE OF SOCIOECONOMIC ENVIRONMENT INDEX (SEI) OF ELEMENTARY SCHOOLS (2 SCHOOL BOARDS, 3 SCHOOL SERVICE CENTRES IN MONTRÉAL), SCHOOL YEAR 2023-2024

SEI (decile 10): 4.2%

SEI (decile 1): 2.1%

### RATE OF ACADEMIC DELAY ENTERING SECONDARY SCHOOL BY DECILE OF SOCIOECONOMIC ENVIRONMENT INDEX (SEI) OF ELEMENTARY SCHOOLS (2 SCHOOL BOARDS, 3 SCHOOL SERVICE CENTRES IN MONTRÉAL), SCHOOL YEAR 2022-2023

SEI (decile 10): 8.0%

SEI (decile 1): 3.6%

### DROPOUT RATE BY DECILE OF SOCIOECONOMIC ENVIRONMENT INDEX (SEI) OF ELEMENTARY SCHOOLS (2 SCHOOL BOARDS, 3 SCHOOL SERVICE CENTRES IN MONTRÉAL), SCHOOL YEAR 2020-2021 À 2021-2022

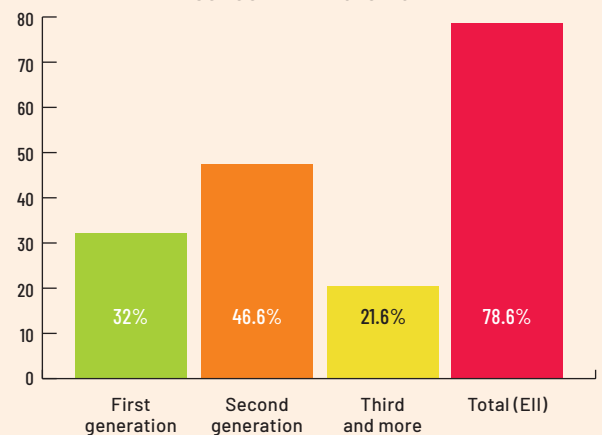
SEI (decile 10): 24.8% 27.6%

SEI (decile 1): 9.8% 11.8%

SEI 10: most disadvantaged schools SEI 1: most advantaged schools

Source: MEQ, SNI, DGVI, DIS, Taux de sorties sans diplôme ni qualification au secondaire.

### PERCENTAGE OF IMMIGRANT STUDENTS IN MONTRÉAL SCHOOLS TARGETED BY AMSFA SCHOOL YEAR 2023-2024



The first generation designates those persons born outside of Canada, whereas the second generation designates those who are born in Canada and for whom at least one parent is born outside of Canada.

The third generation or more, i.e. non-immigrants, includes people born in Canada whose parents' place of birth is not entered.

Source: MEQ, SNI, DGVI, DIS, Taux de sorties sans diplôme ni qualification au secondaire.